




DOUBLE COLUMN SEMI-AUTO BAND SAW

雙柱式 高效能半自動帶鋸機

- Heavy Duty
重型
- Efficient
高效能
- Stable
穩固
- Durable
耐用



WA-1100SA



HYDRAULIC GUIDE ARM MOVING AND LOCKING DEVICE

Use hydraulic to unlock carbide guide, moving guide arm, and lock guide arm to suit different width material cutting.

油壓移動及鎖固導臂支架裝置

移動導臂支架時，油壓先自動放鬆鑄鋼導塊，才移動導臂支架，定位後自動鎖固支架。




ICON AND SYMBOL CONTROL PANEL

Control panel and knobs are clearly and easy to read and operate. Control detecting system that can prevents any incorrect operation.

圖示操控面板

控制面板採圖示方式設計，操作簡單方便、安全互鎖，不會產生誤動作。




WORM GEAR TRANSMISSION DEVICE AND SQUARE CUTTING LIMIT SWITCHES

Powerful worm gear can supplies highly cutting efficiency, and limit switches can set cutting height for special square cutting.

精密蝸輪減速裝置及去角鋸切設定開關

強有力減速機提供高效能鋸切，去角高度開關，方便材料鋸切終止位置設定。

WA-800SA



MANUAL FEEDING ROLLER AND POSITION GUIDE LINE

Roller rise up by hydraulic and feeding material by manual, position material by guideline.

圖示操控面板

利用油壓升高滾輪，再由手動方式轉動滾輪送料，配合投影線定位。



2-METER ROLLER STAND / 2米料架

(Optional Accessories / 選配件)

SPECIFICATIONS 規格表

WA-800SA

WA-1100SA

		● 800 mm ■ 800 mm	● 1100 mm ■ 1100 mm
Cutting Capacity	鋸切能力		
Blade Size	鋸帶尺寸	54 x 1.6 x 8000 mm	67 x 1.6 x 10000 mm
Blade Speed (60 Hz)	鋸帶速度	20 ~ 80 mpm	20 ~ 80 mpm
Blade Motor	鋸帶馬達	10 HP (7.5 KW)	15 HP (11 KW)
Hydraulic Motor	油壓馬達	3 HP (2.2 KW)	5 HP (3.7 KW)
Coolant Motor	冷卻馬達	1/4 HP (0.18 KW)	1/4 HP (0.18 KW)
Hydraulic Tank	油壓油箱	100 Liters	100 Liters
Coolant Tank	冷卻水箱	140 Liters	140 Liters
Table Height	台面高度	650 mm	700 mm
Packing Size (L x W x H)	裝箱尺寸	4300 x 1650 x 2800 mm	4900 x 2500 x 3300 mm
N.W. / G.W.	淨重/毛重	5100 kg / 5700 kg	9800 kg / 11000 kg



威全機械工業股份有限公司

WAY TRAIN INDUSTRIES CO., LTD.

總公司地址：台中市北屯區后庄路1008號

NO.1008, HOU CHUANG RD., PEI TUN CHU, TAICHUNG, TAIWAN, R.O.C.

TEL:886-4-2422-3291 · 886-4-2422-7752 FAX:886-4-24227689

E-mail : waytrain@waytrain.com

http://www.waytrain.com